



V•ROD

Composite reinforcing rod


V-ROD Bend Guidelines

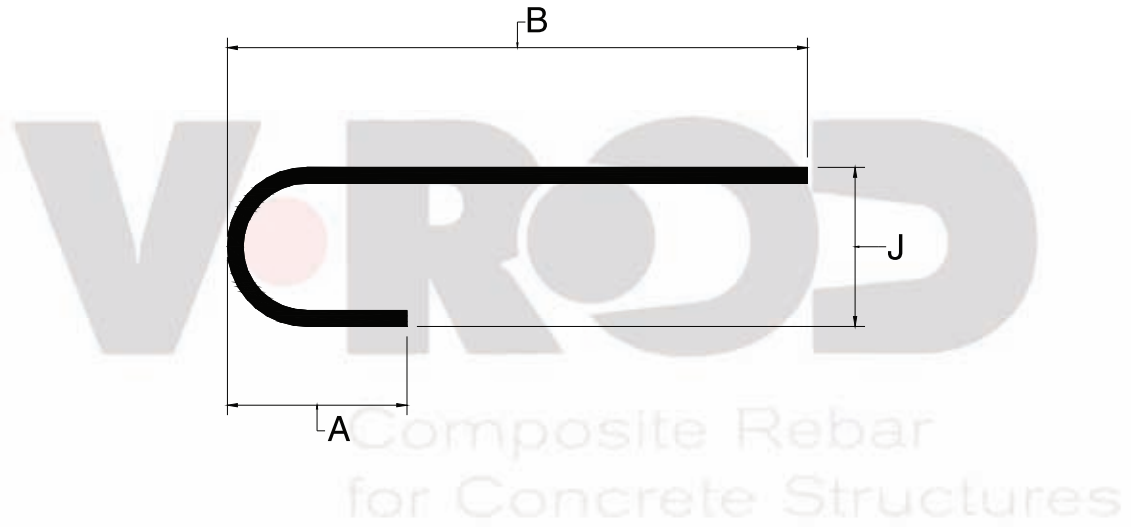
This document has been prepared to serve as a general reference guide when detailing/designing a reinforced concrete structure that is destined to use GFRP and/or CFRP as reinforcements (rebar). The following pages exhibit some examples of simple shapes (and their dimensions limitations) that we invite you to use freely.

Some general limitations inherent to the technology itself are applicable to the fabrication of bent products and these are:

- Parts must always keep the same direction (clockwise to counter-clockwise is impossible).
- 3D parts are impossible to fabricate.

It is important to note that, in the above mentioned cases, parts can be made by splicing two or more independent pieces to one another.



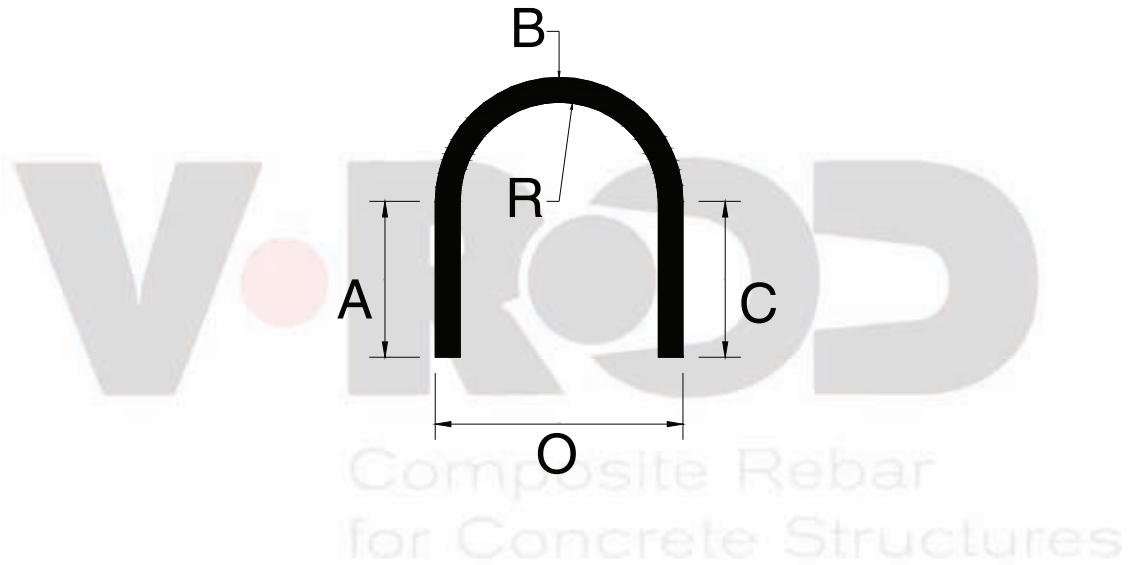


Type 03 AB

#	mm	A		B		J
		Min (mm)	Max (mm)	Min (mm)	Max (mm)	(mm)
#3	10mm	100	1880	100	1880	95.25
#4	12mm	115	1895	115	1895	127
#5	15mm	135	1910	135	1910	158.75
#6	20mm	150	1930	150	1930	190.5
#7	22mm	N/A	N/A	N/A	N/A	222.25
#8	25mm	180	1960	180	1960	254

www.inconmat.com.au

If unsure if the desired bend can be fabricated, please inquire by sending us a sketch of the desired bend shape along with dimensions and quantities.

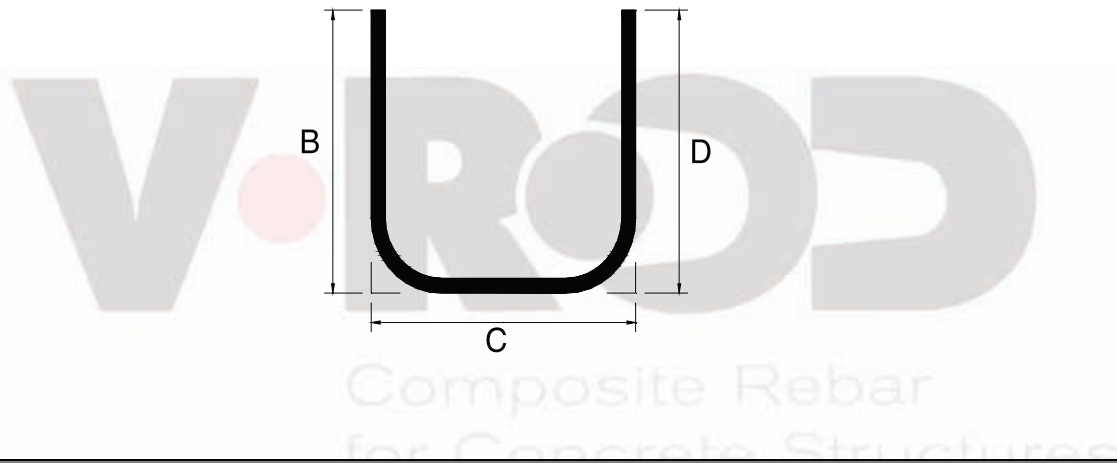


Type 10 ABC

Bar size		A		C		R	O
#	mm	Min (mm)	Max (mm)	Min (mm)	Max (mm)	Fix (mm)	Fix (mm)
#3	10mm	55	1835	55	1835	38.1	95.25
#4	12mm	55	1835	55	1835	50.8	127
#5	15mm	55	1835	55	1835	63.5	158.75
#6	20mm	55	1835	55	1835	76.2	190.5
#7	22mm	N/A	N/A	N/A	N/A	101.6	254
#8	25mm	55	1835	55	1835	101.6	254

www.inconmat.com.au

If unsure if the desired bend can be fabricated, please inquire by sending us a sketch of the desired bend shape along with dimensions and quantities.

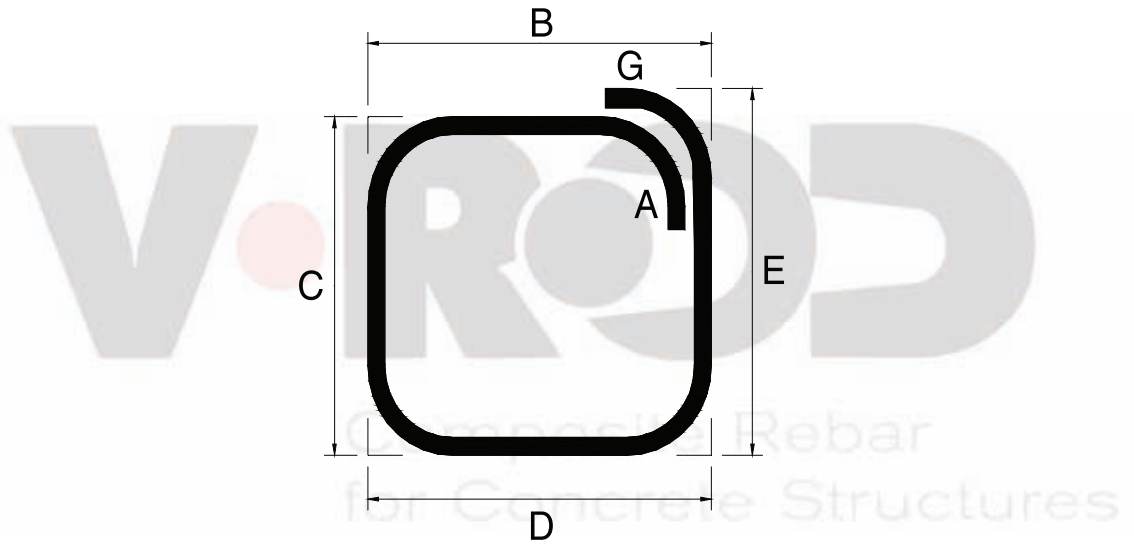


Type 17

Bar size		B		C		D	
#	Metric	Min (mm)	Max (mm)	Min (mm)	Max (mm)	Min (mm)	Max (mm)
#3	10M	195	1875	195	1160	195	1875
#4	12M	210	1890	225	1190	210	1890
#5	16M	225	1905	255	1220	225	1905
#6	20M	270	1920	325	1255	270	1920
#7	22M	N/A	N/A	N/A	N/A	N/A	N/A
#8	25M	360	2007	385	1315	360	2007

www.inconmat.com.au

If unsure if the desired bend can be fabricated, please inquire by sending us a sketch of the desired bend shape along with dimensions and quantities.



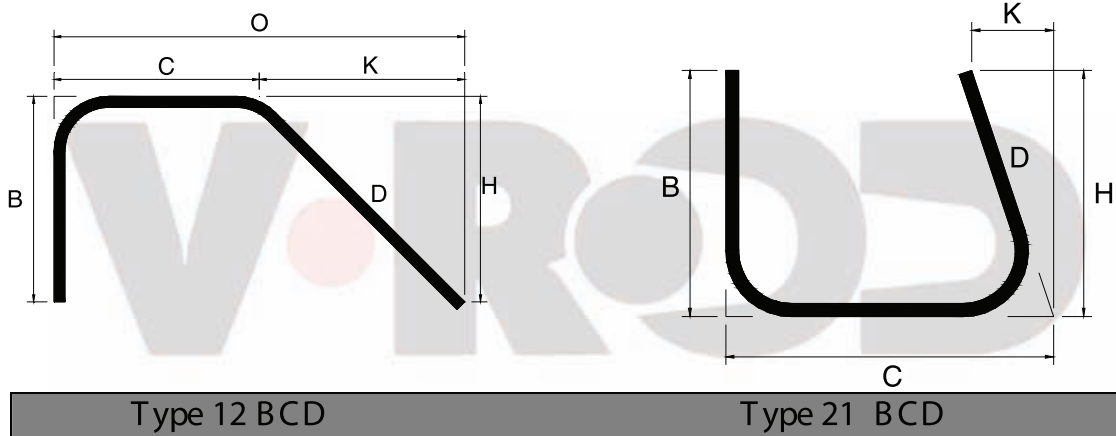
Type T2

Bar size		B		C		D		E		A G	
#	Metric	Min (mm)	Max (mm)	Min (mm)	Max (mm)	Min (mm)	Max (mm)	Min (mm)	Max (mm)	Min (mm)	Max (mm)
#3	10M	255	1160	340	1975	255	1160	340	1975	0	1110
#4	12M	285	1190	370	2005	285	1190	370	2005	0	1125
#5	16M	315	1220	400	2035	315	1220	400	2035	0	1140
#6	20M	400	1255	485	2070	400	1255	485	2070	0	1160
#7	22M	N/A	N/A	N/A	N/A	N/A	N/A	N/A	N/A	N/A	N/A
#8	25M	460	1315	545	2130	460	1315	545	2130	0	1190

www.inconmat.com.au

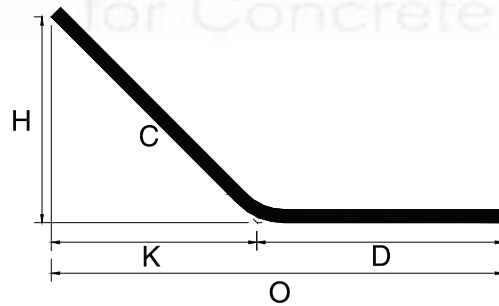
If unsure if the desired bend can be fabricated, please inquire by sending us a sketch of the desired bend shape along with dimensions and quantities.

OTHER AVAILABLE SPECIAL SHAPES

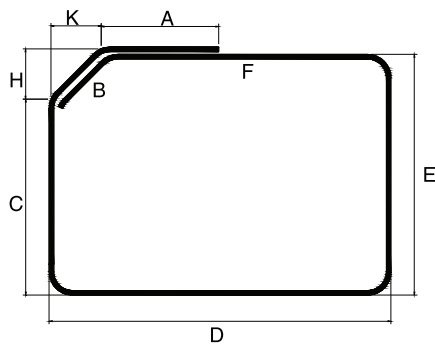


Type 12 BCD

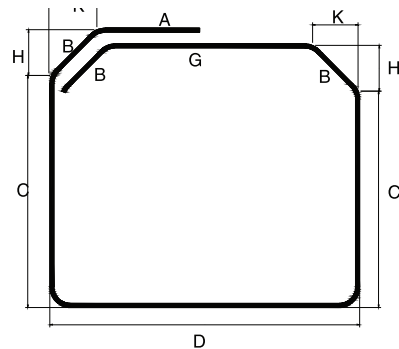
Type 21 BCD



Type 07 CD




Type H98



Type H99

CUSTOM bends can be made if required, provided that there are sufficient volumes. Please inquire by sending us a sketch of the desired bend shape along with dimensions and quantities.





INCONMAT AUSTRALIA
INNOVATIVE CONSTRUCTION MATERIALS

Phone: 1300 848 044

Email: info@inconmat.com.au

Web: www.inconmat.com.au